



## STATE OF CONNECTICUT

## BOARD OF TRUSTEES

## FOR THE STATE COLLEGES

P. O. Box 2008                      NEW BRITAIN, CONNECTICUT 06050  
TEL. NEW BRITAIN: 203-229-1607                      TEL. HARTFORD: 203-566-7373

## RESOLUTION

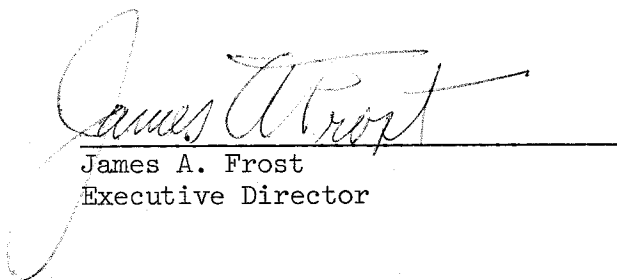
concerning

## A GIFT TO SOUTHERN CONNECTICUT STATE COLLEGE

October 14, 1977

- WHEREAS, Southern Connecticut State College's Class of 1977 has provided the funds which enabled the Southern Connecticut State College Alumni Association to acquire an electron microscope, Model RCA EMU 4B, for the use of the College, and
- WHEREAS, This valuable instrument will enhance the instructional and research missions of Southern Connecticut State College, especially the work of its Human Performance Laboratory, therefore, be it
- RESOLVED, That the Trustees accept this generous gift on behalf of Southern Connecticut State College, and be it
- RESOLVED, That the Trustees express their deep appreciation to the Alumni Association of Southern Connecticut State College and, most especially, to Southern Connecticut State College's Class of 1977 which provided the funds to make this gift possible.

A Certified True Copy:



James A. Frost  
Executive Director



STATE OF CONNECTICUT

SOUTHERN CONNECTICUT STATE COLLEGE

501 CRESCENT STREET • NEW HAVEN, CONNECTICUT 06515

*copies  
sent for the  
Planning  
Committee*



TEL. 203 397-2101

September 26, 1977

Dr. James A. Frost  
Executive Director  
Board of Trustees for State Colleges  
P.O. Box 2008  
New Britain, Conn. 06050

Dear Jim:

The attached materials provide basic information on the new electron microscope which is being given to the college by the SCSC Class of 1977. The cost to the class was approximately \$8,200.


I believe it would be fitting for the Board of Trustees to accept this gift and express appreciation to last year's seniors for their contribution.

If you need additional information or materials, please let me know.

Sincerely,

Manson Van B. Jennings  
President

MVanBJ/v  
Enc.



# ALUMNI ASSOCIATION

SOUTHERN CONNECTICUT STATE COLLEGE • 501 CRESCENT STREET • NEW HAVEN, CONN. 06515

September 23, 1977

Dr. Manson Van B. Jennings  
Office of the President  
Southern Connecticut State College

Dear Dr. Jennings:

The Class of 1977 of Southern Connecticut State College has purchased, through the sponsorship of the Southern Connecticut State College Alumni Association, one electron microscope, Model RCA EMU 4 B, and wishes to donate it to the College. We would, of course, expect the College to maintain and insure the microscope. The value of the microscope is between \$60-\$70,000, as stated in the original proposal, which is attached.

Respectfully,

Robert Link  
President, Class of 1977



# STATE OF CONNECTICUT

SOUTHERN CONNECTICUT STATE COLLEGE

501 CRESCENT STREET • NEW HAVEN, CONNECTICUT 06515



TEL 203 397-2101

Southern Connecticut State College  
Alumni Association

Proposal for an Electron Microscope for Southern Connecticut  
State College

Southern Connecticut State College is very interested in purchasing an electron microscope (EM) from Peter Bent Brigham Hospital for use as a teaching and research instrument at the college. I have seen the EM in operation and have been assured by the manufacturer as well as the Dr. Cotran, M.D. in charge of the microscope that this electron microscope is in excellent condition and can perform with the degree of sophistication of new electron microscopes. Approximately \$60 - 70,000 has been put into this electron microscope and it has been placed under service contracts throughout its existence. I can assure you that SCSC will keep it under a (guaranteed) service contract. Since Peter Bent Brigham hospital is purchasing two new electron microscopes and already has two EM's this particular EM must be removed to make room and sold this week or next week. I presently have a verbal assurance that SCSC is being considered first as potential buyers. SCSC can purchase this electron microscope and have it dismantled, moved, and set up in the human performance laboratory with a guaranteed resolution for \$8200.

I have applied through SCSC for a \$30,000 grant with NIH involving the use of electron microscopy for researching the effects of exercise on the heart muscle with aging. The incorporation of this electron microscope will significantly increase our chances of acquiring this 3 year grant.

Objectively, other advantages of obtaining this electron microscope are:

1. increase the job market for our students at SCSC as laboratory technicians in electron microscopy since this will be used also as a teaching tool as well as a research instrument. To my

knowledge, no Universities in this state and few in New England offer such courses.

2. Allow me and other professors on campus to work individually with honor students at SCSC in an effort for them to go on for a Ph.D. I have already accomplished this with one student at SCSC who left last week for an assistantship at the University of Michigan toward her Ph.D.
  
3. Allow for an interdisciplinary approach to teaching, research, and new programs between the Arts and Sciences and Professional Studies. I feel the sharing of knowledge and the cooperative efforts will be an asset to our faculty and students.

This instrument will provide SCSC with good guaranteed, long-term service, much publicity and good professional contacts ( I have already established contacts with Yale Medical School - Departments of Cardiology, Cell Biology and Pediatrics.)

I appreciate your interest and enthusiasm in this matter and I sincerely feel that your decision can play a major role in enhancing the quality of higher education at SCSC. Thank you for your consideration.

Respectfully,



Thomas G. Manfredi, Director  
Human Performance Laboratory



# STATE OF CONNECTICUT

SOUTHERN CONNECTICUT STATE COLLEGE

501 CRESCENT STREET • NEW HAVEN, CONNECTICUT 06515



TEL 203 397-2101

September 26, 1977

Dr. James A. Frost  
Executive Director  
Board of Trustees for State Colleges  
P. O. Box 2008  
New Britain, Conn. 06050

Dear Jim:

The attached materials provide basic information on the new electron microscope which is being given to the college by the SCSC Class of 1977. The cost to the class was approximately \$8,200.


I believe it would be fitting for the Board of Trustees to accept this gift and express appreciation to last year's seniors for their contribution.

If you need additional information or materials, please let me know.

Sincerely,

Manson Van B. Jennings  
President

MVanBJ/v  
Enc.



# ALUMNI ASSOCIATION

SOUTHERN CONNECTICUT STATE COLLEGE • 501 CRESCENT STREET • NEW HAVEN, CONN. 06515

September 23, 1977

Dr. Manson Van B. Jennings  
Office of the President  
Southern Connecticut State College

Dear Dr. Jennings:

The Class of 1977 of Southern Connecticut State College has purchased, through the sponsorship of the Southern Connecticut State College Alumni Association, one electron microscope, Model RCA EMU 4 B, and wishes to donate it to the College. We would, of course, expect the College to maintain and insure the microscope. The value of the microscope is between \$60-\$70,000, as stated in the original proposal, which is attached.

Respectfully,

*Robert Link*  
Robert Link  
President, Class of 1977



# STATE OF CONNECTICUT

SOUTHERN CONNECTICUT STATE COLLEGE

501 CRESCENT STREET • NEW HAVEN, CONNECTICUT 06515



TEL 203 397-2101

- Southern Connecticut State College  
Alumni Association

## Proposal for an Electron Microscope for Southern Connecticut State College

Southern Connecticut State College is very interested in purchasing an electron microscope (EM) from Peter Bent Brigham Hospital for use as a teaching and research instrument at the college. I have seen the EM in operation and have been assured by the manufacturer as well as the Dr. Cotran, M.D. in charge of the microscope that this electron microscope is in excellent condition and can perform with the degree of sophistication of new electron microscopes. Approximately \$60 - 70,000 has been put into this electron microscope and it has been placed under service contracts throughout its existence. I can assure you that SCSC will keep it under a (guaranteed) service contract. Since Peter Bent Brigham hospital is purchasing two new electron microscopes and already has two EM's this particular EM must be removed to make room and sold this week or next week. I presently have a verbal assurance that SCSC is being considered first as potential buyers. SCSC can purchase this electron microscope and have it dismantled, moved, and set up in the human performance laboratory with a guaranteed resolution for \$8200.

I have applied through SCSC for a \$30,000 grant with NIH involving the use of electron microscopy for researching the effects of exercise on the heart muscle with aging. The incorporation of this electron microscope will significantly increase our chances of acquiring this 3 year grant.

Objectively, other advantages of obtaining this electron microscope are:

1. increase the job market for our students at SCSC as laboratory technicians in electron microscopy since this will be used also as a teaching tool as well as a research instrument. To my



knowledge, no Universities in this state and few in New England offer such courses.

2. Allow me and other professors on campus to work individually with honor students at SCSC in an effort for them to go on for a Ph.D. I have already accomplished this with one student at SCSC who left last week for an assistantship at the University of Michigan toward her Ph.D.
  
3. Allow for an interdisciplinary approach to teaching, research, and new programs between the Arts and Sciences and Professional Studies. I feel the sharing of knowledge and the cooperative efforts will be an asset to our faculty and students.

This instrument will provide SCSC with good guaranteed, long-term service, much publicity and good professional contacts ( I have already established contacts with Yale Medical School - Departments of Cardiology, Cell Biology and Pediatrics.)

I appreciate your interest and enthusiasm in this matter and I sincerely feel that your decision can play a major role in enhancing the quality of higher education at SCSC. Thank you for your consideration.

Respectfully,



Thomas G. Manfredi, Director  
Human Performance Laboratory