



# STATE OF CONNECTICUT

## BOARD OF TRUSTEES

### FOR THE STATE COLLEGES

P. O. Box 2008

NEW BRITAIN, CONNECTICUT 06050

TEL. NEW BRITAIN: 203-229-1607

TEL. HARTFORD: 203-566-7373

BR #79-43

*Rescinded*  
*See 79-175*

#### RESOLUTION

concerning

#### INCREASE IN HOUSING FEE

April 6, 1979

- WHEREAS, Section 10-116 of the General Statutes provides that the Board of Trustees for State Colleges, subject to the approval of the Board of Higher Education, shall fix fees for such purposes as the Board of Trustees deems necessary, and
- WHEREAS, Revenue produced at current rates is not sufficient to cover escalating costs due to inflation, increased rates for fuel and utilities, and salary adjustments, therefore, be it
- RESOLVED, That Resolutions #77-12 and #77-26, as they pertain to room rental charges, are hereby rescinded, and be it further
- RESOLVED, That the Board of Trustees authorizes, effective the fall semester 1979, adjustments in the rates for room and apartment fees not to exceed the following schedule:


#### Room and Apartment Fee (per student)

Single	from \$650 to \$775 per academic year
Double	from \$600 to \$700 per academic year
Triple	from \$575 to \$665 per academic year
Quadruple	from \$550 to \$625 per academic year
4-bed Apartment	from \$800 to \$900 per academic year
6-bed Apartment	from \$800 to \$890 per academic year,

and be it further

- RESOLVED, That rental rates for rooms to be occupied during the summer sessions be prorated in accordance with the above schedule commencing with the summer sessions of 1979, and be it further
- RESOLVED, That the Board of Trustees will review housing fees on an annual basis and will, after discussion with the Student Advisory Board, request increases, if necessary, before the December meeting of the Board of Trustees.

A-Certified True Copy:

  
James A. Frost  
Executive Director

## Interdepartment Message

STO-201 REV. 3/74 STATE OF CONNECTICUT  
(Stock No. 6938-051-01)SAVE TIME: *Handwritten messages are acceptable.*  
*Use carbon if you really need a copy. If typewritten, ignore faint lines.*

<b>To</b>	NAME	Dr. James A. Frost	TITLE	DATE	March 29, 1979
	AGENCY		ADDRESS		
<b>From</b>	NAME	Fred Rossomando	TITLE	TELEPHONE	
	AGENCY		ADDRESS		

SUBJECT

Proposed Increase in Housing Fees

The Ad Hoc Committee composed of Messrs. Pikiell, Robinson and Rossomando, appointed by the Budget Committee at its March 27, 1979 meeting, to study further the above referenced subject, has arrived at a recommendation. The Ad Hoc Committee feels that the recommendation, while not erasing existing and/or projected deficits, is an equitable solution to a very complex problem.

Attached for your consideration, and for that of the Budget Committee, is the recommendation of the committee. I urge strongly its adoption by the Budget Committee and in turn their favorable report to the Board of Trustees on April 6, 1979.

*FWR*  
Frederic W. Rossomando *RF*

FWR/st  
attach.

Enclosures:

1. Recommended Housing Fees for 1979-1980
2. Projected Housing Fund Balances (by college) for 1979-1980
3. Statement of Housing Income and Expenditures (by college)
4. Draft Resolution increasing housing fees.
5. Draft letter to Commissioner Usdan.
6. Draft letter to Mark Sullivan (with documentation indicating compliance with Presidents' Voluntary Wage and Price Control Guidelines.)

CONNECTICUT STATE COLLEGES  
 Recommended Housing Fees  
 1979-1980

	<u>Current Rate (1978-79)</u>	<u>Proposed Increase (1979-80)</u>	<u>Recommended Rate (1979-80)</u>	<u>Per Cent Increase</u>
Single	\$650	\$125	\$775	19.2
Double	600	100	700	16.7
Triple	575	90	665	15.7
Quadruple	550	75	625	13.6
4-bed Apartment	800	100	900	12.5
6-bed Apartment	800	90	890	11.3

CONNECTICUT STATE COLLEGES  
 Projected Housing Fund Balance - 1979-1980  
 Central Connecticut State College

	Current Rate (78-79)	Proposed Increase (79-80)	New Rate	Bed Count	Income Projected (79-80)	% Increase in Rates
Single	\$650	\$125	\$775	1	\$ 775	19.2
Double	600	100	700	1,692	1,184,400	16.7
Triple	575	90	665	<u>42</u>	<u>27,930</u>	15.7
				1,735	\$1,213,105	

Projected Fund Balance 6/30/79	\$27,426
Projected Income FY 1979-80	\$1,213,105
*Projected expenses FY 1979-80	<u>(1,266,231)</u> <u>(53,126)</u>
Projected surplus or (deficit) 6/30/80	<u>(\$25,700)</u>

\*Exclusive of salary adjustments due to collective bargaining.  
 Assuming 7% inflation (10% utilities and fuel)

CONNECTICUT STATE COLLEGES  
 Projected Housing Fund Balance - 1979-1980  
 Eastern Connecticut State College

	Current Rate (78-79)	Proposed Increase (79-80)	New Rate	Bed Count	Income Projected (79-80)	% Increase in Rates
Single	\$650	\$125	\$775	0	\$ -	19.2
Double	600	100	700	12	8,400	16.7
Triple	575	90	665	348	231,420	15.7
Quadruple	550	75	625	120	75,000	13.6
4-bed Apartment	800	100	900	196	176,400	12.5
6-bed Apartment	800	90	890	<u>407</u>	<u>362,230</u>	11.3
				1,083	\$853,450	

Projected deficit 6/30/79		\$(14,538)
Projected income 1979-80	\$853,450	
*Projected expenses 1979-80	<u>822,233</u>	<u>31,217</u>
Projected surplus or (deficit) 6/30/80		<u>\$16,679</u>

\*Exclusive of salary adjustments due to collective bargaining.  
 Assuming 7% inflation (10% utilities and fuel)

CONNECTICUT STATE COLLEGES  
 Projected Housing Fund Balance - 1979-1980  
 Southern Connecticut State College

	<u>Current Rate (78-79)</u>	<u>Proposed Increase (79-80)</u>	<u>New Rate</u>	<u>Bed Count</u>	<u>Income Projected (79-80)</u>	<u>% Increase in Rates</u>
Double	\$600	\$100	\$700	1,017	\$ 711,900	16.7
Triple	575	90	665	231	153,615	15.7
Apartment-4 bed	800	100	900	168	151,200	12.5
Apartment-6 bed	800	90	890	<u>120</u>	<u>106,800</u>	11.3
				1,536	\$1,123,515	

Projected deficit 6/30/79	(\$166,551)
Projected income 1979-80	\$1,123,515
*Projected expenses 1979-80	<u>1,099,396</u>
Projected surplus or (deficit) 6/30/80	<u>(\$142,432)</u>

\*Exclusive of salary adjustments due to collective bargaining.  
 Assuming 7% inflation (10% utilities and fuel)

CONNECTICUT STATE COLLEGES  
 Projected Housing Fund Balance - 1979-1980  
 Western Connecticut State College

	Current Rate (78-79)	Proposed Increase (79-80)	New Rate	Bed Count	Income Projected (79-80)	% Increase in Rates
Single	\$650	\$125	\$775	11	\$ 8,525	19.2
Double	600	100	700	506	354,200	16.7
Triple	575	90	665	<u>57</u>	<u>37,905</u>	15.7
				574	\$400,630	

Projected deficit 6/30/79	(\$86,570)
Projected income FY 1979-80	\$400,630
*Projected expenses FY 1979-80	<u>(418,392)</u> <u>( 17,762)</u>
Projected surplus or (deficit) 6/30/80	<u><u>(\$104,332)</u></u>


\*Exclusive of salary adjustments due to collective bargaining.  
 Assuming 7% inflation (10% utilities and fuel)

Auxiliary Services Fund - Housing  
Receipts & Expenditures

	1	2	3	4	5	6	7
		Actual	Estimated	(1) Projected	(1) Projected		
		1977-1978	1978-1979	1979-1980	1980-1981		
		(Exhibit A)	(Exhibit B)	(Exhibit C)	(Exhibit D)		
1	<u>Receipts</u>						
2	Rentals, Full-Time	3,125,898	3,126,908	3,126,908	3,126,908		
3	Rentals, Other	47,907	35,411	36,411	36,411		
4	Other Income	79,867	45,483	44,483	44,483		
5	<u>Total Receipts</u>	<u>3,253,672</u>	<u>3,207,802</u>	<u>3,207,802</u>	<u>3,207,802</u>		
6							
7	<u>Expenditures</u>						
8	<u>Personal Services:</u>						
9	Unclassified	271,610	306,478	311,031	315,412		
10	Classified	897,585	985,934	1,017,917	1,041,082		
11	Student Help	198,537	184,776	205,469	213,796		
12	Fringe Benefits	303,637	298,264	325,260	341,542		
13	Other	259,768	280,429	283,295	283,803		
14	<u>Total Personal Services</u>	<u>1,931,137</u>	<u>2,055,881</u>	<u>2,142,972</u>	<u>2,195,635</u>		
15							
16	<u>Other Expenses:</u>						
17	Utilities	459,899	495,457	538,088	575,754		
18	General Repairs	68,459	70,577	75,668	80,965		
19	Insurance	37,649	35,663	38,304	40,985		
20	Sundry Operating	85,161	90,732	96,311	103,812		
21	Fuel	315,815	363,500	392,659	420,146		
22	Repair Materials	57,625	54,095	58,041	62,073		
23	Refunds	66,636	56,511	59,418	62,527		
24	Contracted Services	11,962	17,528	18,755	20,068		
25	Maintenance Supplies	26,935	35,830	38,338	41,022		
26	All Others	84,527	80,299	86,158	91,460		
27	<u>Total Other Expenses</u>	<u>1,214,668</u>	<u>1,300,192</u>	<u>1,401,740</u>	<u>1,498,812</u>		
28							
29	<u>Equipment</u>	<u>53,582</u>	<u>56,832</u>	<u>61,540</u>	<u>65,848</u>		
30							
31	<u>Transfer to Student Center</u>	<u>47,496</u>	<u>-</u>	<u>-</u>	<u>-</u>		
32							
33	<u>Total Expenditures:</u>	<u>3,246,883</u>	<u>3,412,905</u>	<u>3,606,252</u>	<u>3,760,295</u>		
34							
35	Gain or Loss	6,789	(205,103)	(398,450)	(552,493)		
36	Prior Years Deficit	(41,918)	(35,129)	(240,232)	(638,682)		
37	<u>Surplus or (Deficit)</u>	<u>(35,129)</u>	<u>(2)(240,232)</u>	<u>(638,682)</u>	<u>(1,191,175)</u>		
38							
39	(1) Assuming no increase in housing fees over 1978-79 rates.						
40	No adjustments for salary increases (collective bargaining)						
	(2) Closing of Nathan Hale Dorm. at ECSC (100 beds) accounts for about \$60,000 in loss of revenue.						



	1	2	3	4	5	6	7
1							
2							
3							
4							
5							
6							
7							
8							
9							
10							
11							
12							
13							
14							
15							
16							
17							
18							
19							
20							
21							
22							
23							
24							
25							
26							
27							
28							
29							
30							
31							
32							
33							
34							
35							
36							
37							
38							
39							
40							



CONNECTICUT STATE COLLEGES  
Auxiliary Services Fund - Housing

Exhibit<sup>3</sup> A

Receipts and Expenditures

Actual 1977-1978

	1	2	3	4	5	6	7
	CCSC	ECSC	SCSC	WCSC	TOTAL		
<u>Receipts:</u>							
Rentals, Full-Time	1,057,433	769,045	951,125	348,295	3,125,898		
Rentals, Other	19,732	12,692	15,483	-	47,907		
Other Income	44,483	9,372	25,000	1,012	79,867		
<b>TOTAL RECEIPTS</b>	<b>1,121,648</b>	<b>791,109</b>	<b>991,608</b>	<b>349,307</b>	<b>3,253,672</b>		
<u>Expenditures:</u>							
<u>Personal Services:</u>							
Unclassified	56,013	72,171	98,547	44,879	271,610		
Classified	284,026	192,962	311,456	109,141	897,585		
Student Help	64,981	54,347	46,871	32,338	198,537		
Fringe Benefits	78,237	97,406	91,171	36,823	303,637		
Other	212,616	12,737	19,381	15,034	259,768		
<b>TOTAL PERSONAL SERVICES</b>	<b>695,873</b>	<b>429,623</b>	<b>567,426</b>	<b>238,215</b>	<b>1,931,137</b>		
<u>Other Expenses:</u>							
Utilities	128,904	136,809	159,601	34,585	459,899		
General Repairs	24,138	16,494	14,894	12,933	68,459		
Insurance	9,674	9,368	14,352	4,255	37,649		
Sundry Operating	34,992	578	46,554	3,037	85,161		
Fuel	120,600	34,869	124,128	36,218	315,815		
Repair Materials	11,383	31,379	12,309	2,554	57,625		
Refunds	29,137	15,191	15,931	6,377	66,636		
Contracted Services	11,962	-0-	-	-	11,962		
Maintenance Supplies	15,592	11,343	-	-	26,935		
All Others	34,926	22,023	10,870	16,708	84,527		
<b>TOTAL OTHER EXPENSES</b>	<b>421,308</b>	<b>278,054</b>	<b>398,639</b>	<b>116,667</b>	<b>1,214,668</b>		
<u>Equipment:</u>							
Add: Transfer to Student Center	-	35,898	11,755	5,929	53,582		
<b>Total Expenditures:</b>	<b>1,117,181</b>	<b>791,071</b>	<b>977,820</b>	<b>360,811</b>	<b>3,246,883</b>		
Gain or Loss 77-78	4,467	38	13,788	(11,504)	6,789		
<u>Surplus or Deficit</u>							
June 30, 1977	110,425	(38)	(138,961)	(13,344)	(41,918)		
<b>Surplus of Deficit 77-78</b>	<b>114,892</b>	<b>-0-</b>	<b>(125,173)</b>	<b>(24,848)</b>	<b>(35,129)</b>		

1

2

3

4

5

6

7

1  
2  
3  
4  
5  
6  
7  
8  
9  
10  
11  
12  
13  
14  
15  
16  
17  
18  
19  
20  
21  
22  
23  
24  
25  
26  
27  
28  
29  
30  
31  
32  
33  
34  
35  
36  
37  
38  
39  
40

1  
2  
3  
4  
5  
6  
7  
8  
9  
10  
11  
12  
13  
14  
15  
16  
17  
18  
19  
20  
21  
22  
23  
24  
25  
26  
27  
28  
29  
30  
31  
32  
33  
34  
35  
36  
37  
38  
39  
40

	1	2	3	4	5	6	7
1							
2							
3							
4							
5							
6							
7							
8							
9							
10							
11							
12							
13							
14							
15							
16							
17							
18							
19							
20							
21							
22							
23							
24							
25							
26							
27							
28							
29							
30							
31							
32							
33							
34							
35							
36							
37							
38							
39							
40							

CONNECTICUT STATE COLLEGES

Auxiliary Services Fund - Housing

Exhibit<sup>3</sup> B

Receipts and Expenditures

Estimated 1978-1979

	1	2	3	4	5	6	7
		CCSC	ECSC	SCSC	WCSC		TOTAL
1 <u>Receipts:</u>							
2 Rentals, Full-Time		1,057,433	755,250	973,425	340,800		3,126,908
3 Rentals, Other		14,531	10,880	10,000	-		35,411
4 Other Income		44,483	-	-	1,000		45,483
5 <u>Total Receipts</u>		<u>1,116,447</u>	<u>766,130</u>	<u>983,425</u>	<u>341,800</u>		<u>3,207,802</u>
6							
7 <u>Expenditures:</u>							
8 <u>Personal Services:</u>							
9 Unclassified		60,020	89,850	106,486	50,122		306,478
10 Classified		306,549	211,190	337,286	130,909		985,934
11 Student Help		55,776	50,000	43,000	36,000		184,776
12 Fringe Benefits		77,618	74,016	101,317	45,313		298,264
13 Other		237,379	11,000	22,050	10,000		280,429
14 <u>Total Personal Services</u>		<u>737,342</u>	<u>436,056</u>	<u>610,139</u>	<u>272,344</u>		<u>2,055,881</u>
15							
16 <u>Other Expenses:</u>							
17 Utilities		148,961	150,490	159,000	37,006		495,457
18 General Repairs		23,596	18,143	15,000	13,838		70,577
19 Insurance		6,305	10,305	14,500	4,553		35,663
20 Sundry Operating		35,543	-	51,939	3,250		90,732
21 Fuel		162,391	38,356	124,000	38,753		363,500
22 Repair Materials		3,845	34,517	13,000	2,733		54,095
23 Refunds		17,978	16,710	15,000	6,823		56,511
24 Contracted Services		17,528	-	-	-		17,528
25 Maintenance Supplies		23,353	12,477	-	-		35,830
26 All Others		27,071	24,126	11,225	17,877		80,299
27 <u>Total Other Expenses</u>		<u>466,571</u>	<u>305,124</u>	<u>403,664</u>	<u>124,833</u>		<u>1,300,192</u>
28							
29 <u>Equipment:</u>		-	39,488	11,000	6,344		56,832
30							
31 <u>Total Expenditures:</u>		<u>1,203,913</u>	<u>780,668</u>	<u>1,024,803</u>	<u>403,521</u>		<u>3,412,905</u>
32							
33 Gain or Loss 1978-1979		(87,466)	(14,538)	(41,378)	(61,721)		(205,103)
34 Surplus of (Deficit) 77-78		114,892	-0-	(125,173)	(24,848)		(35,129)
35 Surplus or (Deficit) 78-79		27,426	(14,538)	(166,551)	(86,569)		(204,232)
36							
37							
38							
39							
40							

	1	2	3	4	5	6	7
1							
2							
3							
4							
5							
6							
7							
8							
9							
10							
11							
12							
13							
14							
15							
16							
17							
18							
19							
20							
21							
22							
23							
24							
25							
26							
27							
28							
29							
30							
31							
32							
33							
34							
35							
36							
37							
38							
39							
40							

1  
2  
3  
4  
5  
6  
7  
8  
9  
10  
11  
12  
13  
14  
15  
16  
17  
18  
19  
20  
21  
22  
23  
24  
25  
26  
27  
28  
29  
30  
31  
32  
33  
34  
35  
36  
37  
38  
39  
40

## Auxiliary Services Fund - Housing

## Receipts and Expenditures

Projected 1979-1980

	1	2	3	4	5	6	7
		CCSC	ECSC	SCSC	WCSC		TOTAL
1 <u>Receipts*</u>							
2 Rentals, Full-Time		1,057,433	755,250	973,425	340,800		3,126,908
3 Rentals, Other		14,531	10,880	10,000	1,000		36,411
4 Other Income		44,483	-	-	-		44,483
5 <u>Total Receipts</u>		1,116,447	766,130	983,425	341,800		3,207,802
6							
7 <u>Expenditures:</u>							
8 <u>Personal Services:</u>							
9 <u>Unclassified</u>		60,663	93,444	106,802	50,122		311,031
10 <u>Classified</u>		311,838	219,638	350,934	135,507		1,017,917
11 <u>Student Help</u>		62,469	52,000	55,000	36,000		205,469
12 <u>Fringe Benefits</u>		93,125	76,977	108,755	46,403		325,260
13 <u>Other</u>		238,905	11,440	22,950	10,000		283,295
14 <u>Total Personal Services</u>		767,000	453,499	644,441	278,032		2,142,972
15							
16 <u>Other Expenses:</u>							
17 <u>Utilities</u>		159,388	161,024	178,080	39,596		538,088
18 <u>General Repairs</u>		25,248	19,413	16,200	14,807		75,668
19 <u>Insurance</u>		6,746	11,026	15,660	4,872		38,304
20 <u>Sundry</u>		38,001	-	54,832	3,478		96,311
21 <u>Fuel</u>		173,758	41,041	136,394	41,466		392,659
22 <u>Repair Materials</u>		4,144	36,933	14,040	2,924		58,041
23 <u>Refunds</u>		19,237	17,880	15,000	7,301		59,418
24 <u>Contracted Services</u>		18,755	-	-	-		18,755
25 <u>Maintenance Supplies</u>		24,988	13,350	-	-		38,338
26 <u>All Others</u>		28,966	25,815	12,249	19,128		86,158
27 <u>Total Other Expenses</u>		499,231	326,482	442,455	133,572		1,401,740
28							
29 <u>Equipment:</u>		-	42,252	12,500	6,788		61,540
30							
31 <u>Total Expenditures:</u>		1,266,231	822,233	1,099,396	418,392		3,606,252
32							
33 <u>Gain or Loss 1979-1980</u>		(149,784)	(56,103)	(115,971)	(76,592)		(398,450)
34 <u>Surplus or (Deficit) 78-79</u>		27,426	(14,538)	(166,551)	(86,569)		(240,232)
35 <u>Surplus or (Deficit)</u>		(122,358)	(70,641)	(282,522)	(163,161)		(638,682)
36							
37							
38 <u>*Assuming no increase in housing fees over 1978-1979 rates</u>							
39							
40 <u>Not adjusted for salary increases</u>							
3/29/79							

1

2

3

4

5

6

7

1  
2  
3  
4  
5  
6  
7  
8  
9  
10  
11  
12  
13  
14  
15  
16  
17  
18  
19  
20  
21  
22  
23  
24  
25  
26  
27  
28  
29  
30  
31  
32  
33  
34  
35  
36  
37  
38  
39  
40

1  
2  
3  
4  
5  
6  
7  
8  
9  
10  
11  
12  
13  
14  
15  
16  
17  
18  
19  
20  
21  
22  
23  
24  
25  
26  
27  
28  
29  
30  
31  
32  
33  
34  
35  
36  
37  
38  
39  
40

## Receipts and Expenditures


Projected 1980-1981

	1	2	3	4	5	6	7
		CCSC	ECSC	SCSC	WCSC		TOTAL
1 <u>Receipts*</u>							
2 Rentals, Full-Time		1,057,433	755,250	973,425	340,800		3,126,908
3 Rentals, Other		14,531	10,880	10,000	1,000		36,411
4 Other Income		44,483		-			44,483
5 <u>Total Receipts</u>		<u>1,116,447</u>	<u>766,130</u>	<u>983,425</u>	<u>341,800</u>		<u>3,207,802</u>
6							
7 <u>Expenditures:</u>							
8 <u>Personal Services:</u>							
9 Unclassified		61,306	97,182	106,802	50,122		315,412
10 Classified		317,127	228,424	358,707	136,824		1,041,082
11 Student Help		68,716	54,080	55,000	36,000		213,796
12 Fringe Benefits		98,393	80,056	116,377	46,716		341,542
13 Other		238,905	11,898	23,000	10,000		283,803
14 <u>Total Personal Services</u>		<u>784,447</u>	<u>471,640</u>	<u>659,886</u>	<u>279,662</u>		<u>2,195,635</u>
15							
16 <u>Other Expenses:</u>							
17 Utilities		170,545	172,296	190,545	42,368		575,754
18 General Repairs		27,016	20,772	17,334	15,843		80,965
19 Insurance		7,218	11,798	16,756	5,213		40,985
20 Sundry Operating		40,693	728	58,670	3,721		103,812
21 Fuel		185,921	43,914	145,942	44,369		420,146
22 Repair Materials		4,402	39,519	15,023	3,129		62,073
23 Refunds		20,584	19,131	15,000	7,812		62,527
24 Contracted Services		20,068	-0-	-	-		20,068
25 Maintenance Supplies		26,737	14,285	-	-		41,022
26 All Others		30,993	26,894	13,107	20,466		91,460
27 <u>Total Other Expenses</u>		<u>534,177</u>	<u>349,337</u>	<u>472,377</u>	<u>142,921</u>		<u>1,498,812</u>
28							
29 <u>Equipment:</u>		-	45,210	13,375	7,263		65,848
30							
31 <u>Total Expenditures:</u>		<u>1,318,624</u>	<u>866,187</u>	<u>1,145,638</u>	<u>429,846</u>		<u>3,760,295</u>
32							
33 Gain of Loss 80-81		(202,177)	(100,057)	(162,213)	(88,046)		(552,493)
34 Surplus of (Deficit) 79-80		(122,358)	(70,641)	(282,522)	(163,161)		(638,682)
35 <u>Surplus or (Deficit) 80-81</u>		<u>(324,535)</u>	<u>(170,698)</u>	<u>(444,735)</u>	<u>(251,207)</u>		<u>(1,191,175)</u>
36							
37 * Assuming no increase in housing fees over 1978-1979 rates.							
38							
39 Not adjusted for salary increases.							
40							



	1	2	3	4	5	6	7
1							
2							
3							
4							
5							
6							
7							
8							
9							
10							
11							
12							
13							
14							
15							
16							
17							
18							
19							
20							
21							
22							
23							
24							
25							
26							
27							
28							
29							
30							
31							
32							
33	( )	( )	( )	( )	( )	( )	( )
34	( )	( )	( )	( )	( )	( )	( )
35	( )	( )	( )	( )	( )	( )	( )
36							
37							
38							
39							
40							

1  
2  
3  
4  
5  
6  
7  
8  
9  
10  
11  
12  
13  
14  
15  
16  
17  
18  
19  
20  
21  
22  
23  
24  
25  
26  
27  
28  
29  
30  
31  
32  
33  
34  
35  
36  
37  
38  
39  
40



**THE  
CONNECTICUT  
STATE  
COLLEGES**

FOUNDED 1849

Office of the  
Executive Director

P.O. BOX 2008 NEW BRITAIN, CONNECTICUT 06050

Telephone : (203) 827-7700

May 2, 1979

TO: COLLEGE PRESIDENTS-

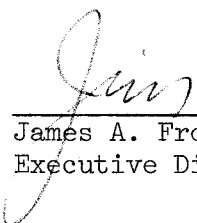
Dr. F. Don James (CCSC)

Dr. Manson Van B. Jennings (SCSC)

Dr. Charles R. Webb (ECSC)

Dr. Robert M. Bersi (WCSC)

Enclosed is a copy of BHE Resolution #79-F13-S, dated April 24, 1979. It approves certain fees as proposed by the Trustees. Please take the appropriate action.

  
\_\_\_\_\_  
James A. Frost  
Executive Director

encl.

cc: Mr. Rossomando  
Vice Presidents for Administrative  
Affairs

RESOLVED that the Board of Higher Education, subject to its responsibilities contained in Section 10-116 of the Connecticut General Statutes, Revision of 1958, approve the recommendation of the Board of Trustees for the State Colleges to increase annual fees effective with the Fall Semester of 1979 as follows:

<u>Type of Fee</u>	<u>From</u>	<u>To</u>
<u>General Service Fee</u>		
✓ Central Connecticut State College	\$140	\$155
Eastern Connecticut State College	104	119
Southern Connecticut State College	110	125
Western Connecticut State College	110	125
<u>Applied Music Fee</u>		
✓ Central Connecticut State College	100	170
Western Connecticut State College	100	170
<u>Board Fee</u>		
✓ Central Connecticut State College	620	670
Eastern Connecticut State College	630	750
Southern Connecticut State College	764	808
<u>Residence Hall Fee</u>		
✓ Single Room - All Colleges	650	775
Double Room - All Colleges	600	700
Triple Room - All Colleges	575	665
Quadruple Room - All Colleges	550	625
4-Bed Apartment - All Colleges	800	900
6-Bed Apartment - All Colleges	800	890

*Michael D. Usdan*

Michael D. Usdan, Commissioner  
Board of Higher Education

4/24/79

79-43



STATE OF CONNECTICUT

BOARD OF HIGHER EDUCATION

P.O. Box 1320 - HARTFORD, CONNECTICUT 06103  
AREA CODE 203 566-3912

RECEIVED

MAY 1 1979

April 27, 1979 BOARD OF TRUSTEES FOR THE STATE COLLEGES

Dr. James A. Frost, Executive Director  
Board of Trustees for the State Colleges  
P. O. Box 2008  
New Britain, Connecticut 06050

Dear Dr. Frost:

At the Board of Higher Education meeting on Tuesday, April 24, a quorum being present and voting, the following resolution was approved:

79-F13-S to increase annual fees effective with the Fall Semester of 1979 on General Service, Applied Music, Board, and Residence Hall Fees (as listed in the attached resolution.)

I hereby certify that this is a true copy of the resolution.

Sincerely,

Michael D. Usdan  
Commissioner

MDU/fr  
attachment